



CONTACT TRACING AND VISITOR MANAGEMENT PLATFORM

We are here to support your organization fulfill obligations to protect workers from hazards in the workplace, including COVID19, as per Health and Safety regulations.

Our contact tracing platform provides a user friendly online system to screen visitors and staff, control entry , report on policy adherence and perform contact tracing.

PROPOSAL:

NAME:

TITLE:

PHONE:

EMAIL:

Client Name:
Date:

ONLINE SELF-ASSESSMENT

A. NOTIFICATIONS TO STAFF

Notifications can be sent to staff members to complete the online assessment form.

B. LOCAL PORTAL ACCESS

Visitors and staff can also arrive at a location and complete the assessment form without a notification. Your organization can post notices at entries with both a simple URL and QR code that will allow the visitor or staff member to access the assessment form by mobile device, local tablet station or attendant.

C. ACKNOWLEDGEMENT OF POLICIES & PROCEDURES

Prior to completing the form, the contact must read and acknowledge the health and safety policy. The policy can be adjusted and images adjusted as well. This acknowledgement is recorded.

PLACEHOLDER

As part of our commitment to providing a safe and healthy workplace, employees are required to complete this daily screening before reporting for work. Your answers will only be used to generate a pass / fail response, which may be shared with your health and safety team. By answering these questions honestly, you are helping to ensure a safe workplace and minimize the spread of COVID-19.

Enter your full name * Enter your company name * Phone number * Email *

Location *
--Select Location--

Who are you visiting? *
--Select--

Have you received a confirmed diagnosis for coronavirus (COVID-19) by a coronavirus (COVID-19) test or from a diagnosis by a health care professional in the past 14 days? *
 Yes No

Have you travelled via airplane internationally or domestically in the last 14 days? *
 Yes No

Have you had close contact with or cared for someone diagnosed with COVID-19 within the last 14 days? *
 Yes No

Have you experienced any cold or flu-like symptoms in the last 14 days (to include: fever, cough, difficulty breathing, sore throat, pressure in the chest, extreme fatigue, earache, persistent headache, diarrhea, and persistent loss of smell or taste)? *
 Yes No

Back Submit

D. ONLINE ASSESSMENT QUESTIONS

Questions asked of the individual mirror those recommended local Health Authorities. An example form has questions as outlined below:

Is your body temperature above 100.6°F or 38.1°C?

- Yes
- No

Have you received a confirmed diagnosis for coronavirus (COVID-19) by a coronavirus (COVID-19) test or from a diagnosis by a health care professional in the past 14 days?

- Yes
- No

Have you had close contact with or cared for someone diagnosed with COVID-19 within the last 14 days?

- Yes
- No

Have you travelled via airplane internationally or domestically in the last 14 days? Field / Auto Populated field for employees

- Yes
- No

Have you experienced any cold or flu-like symptoms in the last 14 days (to include: fever, cough, difficulty breathing, sore throat, pressure in the chest, extreme fatigue, earache, persistent headache, diarrhea, and persistent loss of smell or taste)?

- Yes
- No

E. RISK ANALYSIS ACTION RECOMMENDATION

The screening questions allow you to automatically evaluate the risk profile of visitors and employees. Resulting recommendations are based off those provided by local health authorities

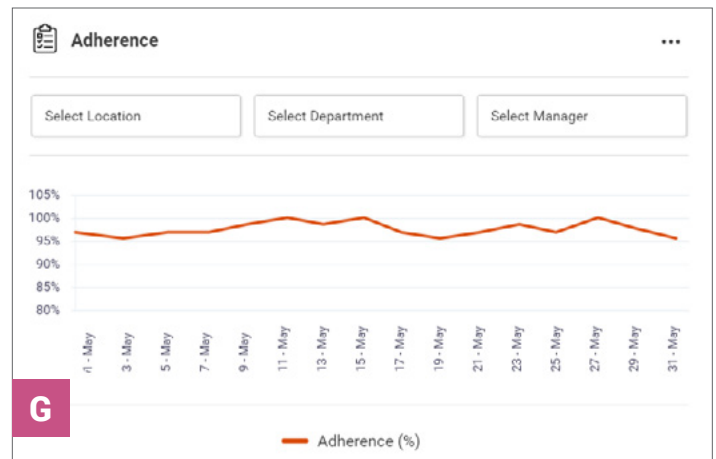
F. RISK ACTION AND MITIGATIONS

Assign administrative access to staff who will receive notifications on high risk submissions by employees, contractors or visitors.

REPORTING FOR HEALTH AUTHORITIES

G. NOTIFICATIONS TO STAFF OR VISITORS

Tracking of how employees are adhering to daily assessments is trended. Administrators will receive notifications for those who did not indicate they were working from home and did not complete the assessment.

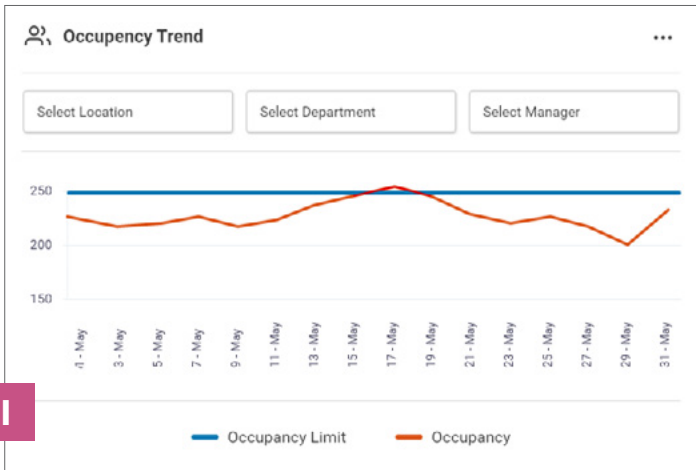


H. WORK FROM HOME SCREENING

Online form asks employees if they are working from home or entering office spaces. If a user indicates they are working from home, they'll automatically skip questions for office admission.

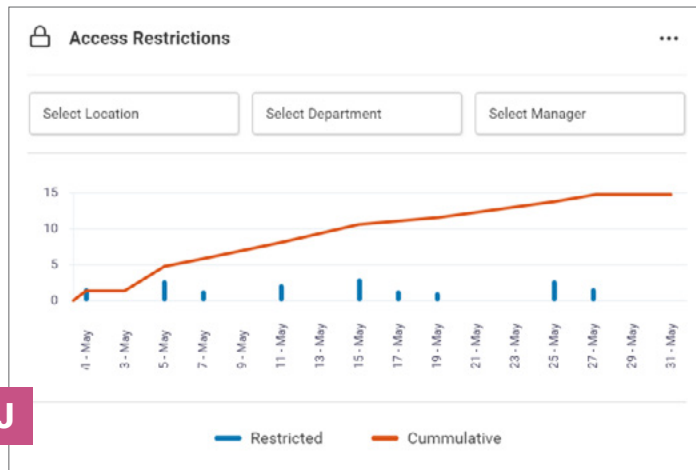
I. OCCUPANCY TRENDING

Total occupancy can be tracked and trended against configurable maximum occupancy limits. Notifications are provided to administrators when total total occupants that have entered the building exceeds limits. This can be shown by location.



J. ACCESS RESTRICTION TRENDING

The platform can track total number of occupants and highlight when office restrictions should be enacted. This can be trended by day and cumulatively by location.



K. CONTACT TRACING

A critical function of the application is the ability to identify and export a list of individuals that were possibly exposed to an infected or possibly infected individual. Administrators can export a CSV/Excel of contacts that may have interacted with a contact over a customizable period of time for investigation and outreach to provide testing and care resources.

The interface shows a 'Contact Tracing' table with columns for Contact Name, Company, Department, Phone Number, and Email Address. It includes search filters and an 'Export' button.

Contact Name	Company	Department	Phone Number	Email Address
Barbara Kinrade	solutionsgroup	Team Hall	518-555-0286	kinrade@evolutiongroup.ca
Mike Pense	ZYS Electrical	Area	905-555-2280	mike.pense@yzselectrical.com
Shea O'Neill	Rogers Wireless	Library	518-555-2561	s.love@rogers.com
Melissa Perreault	N/A	Human Resources	416-555-4021	mperre@outlook.com
Matthew Brown	solutionsgroup	Team Hall	518-555-1228	mbrown@evolutiongroup.ca

L. ACTIVATION TRACKING

To assist with those organizations that are activating their organization and controlling the number of people that are coming to the office, there is an activation tracking report. This provides the percent of the workforce that has come back to the office for those that are targeting staged returns (i.e. 25% / 50% and then ramping up).

